

How to get a new email address through google.com:

Enter google.com in your browser **(Screen Shot #1)**

Click on Sign In **(Screen Shot #2)**

Choose Create Account **(Screen Shot #3)**

Enter your information on the next webpage **(Screen Shot #4)**

First and last name

Create your username (what would you like your new email address to be, it must end in @gmail.com. This indicates it is a google email account.

Create a password

Confirm your password (enter it again exactly as before)

Enter your birthday

Select your gender

Enter your mobile phone number

Enter your current email address. This should be an active email address you already have. If you don't have one, leave this box empty.

In order to prove that you are a live person making the request for a new email address and not a robot, type the text shown in the box.


Click the box next to I agree to the Google Terms of Service and Privacy Policy

Click the blue box, Next Step. This will take you to a new step.

The next step is to verify your account **(Screen Shot #5)**

Enter your phone number and then choose Text Message or Voice Call.

(From Google: In an effort to protect our users and combat abuse of our systems, we sometimes ask admins to verify their identity via SMS text message or a phone call before they're able to complete some actions in the Control Panel).



Google

Search Google or type URL


Sign in - Google Account

Search-Gol

Welcome to Google

Chrome Web Store

Relive 10 epic years of YouTube

#d 

Google

Google Search I'm Feeling Lucky

Relive 10 epic years of YouTube





One account. All of Google.

Sign in with your Google Account



Enter your email

Next

[Need help?](#)

#3 →

Create account

One Google Account for everything Google



Create your Google Account

#4

One account is all you need

A single username and password gets you into everything Google.



Take it all with you

Switch between devices, and pick up wherever you left off.



Name

First Last

Choose your username

@gmail.com

I prefer to use my current email address

Create a password

Confirm your password

Birthday

Month Day Year

Gender

I am...

Mobile phone

Your current email address

Prove you're not a robot

Skip this verification (phone verification may be required)



Take it all with you

Switch between devices, and pick up wherever you left off.



#4 (cont)

Confirm your password

Birthday

Month 1 1962

Gender

I am...

Mobile phone

+

Your current email address

Prove you're not a robot

Skip this verification (phone verification may be required)



Type the text:

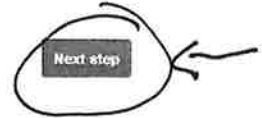
Input field with refresh, back, and forward icons.

Location

United States



agree to the Google Terms of Service and Privacy Policy



Next step

[Learn more about why we ask for this information.](#)



- Google will only use this number for account security.
- Standard text messaging rates may apply.



#5

Verify your account

You're almost done! We just need to verify your account before you can start using it.

Phone number

ex: (201) 555-5555

 (919) 555-5555

How should we send you codes?

- Text message (SMS)

Voice Call

[Continue](#)

Important: Google will never share your number with other companies or use it for marketing purposes.